

BEIJING ORIENTAL YUHONG WATERPROOF TECHNOLOGY CO., LTD.



002271

			2016	3	31
	830,693,439		9,976,091		
	820,717,348	10	1		
	0				(
)					

.....	2
.....	8
.....	13
.....	16
.....	43
.....	67
.....	78
.....	79
.....	89
.....	98
.....	213

3

MDI SBS

2015

4

5

6

6.94 ID 129 BDC470.827 56.94 4

002271
D., LTD.

	“ ”
	91110000102551540H

	22 5

	168		2014 8 20 2015
	29		12 31

	2015	2014		2013	

	627,153,462.21	553,270,468.30	553,270,468.30	13.35%	336,641,035.98	336,641,035.98
	421,316,930.38	351,061,516.89	351,061,516.89	20.01%	263,594,485.15	263,594,485.15

	816,160,021.65	1,379,879,661.64	1,436,483,870.91	1,671,466,887.56
	44,183,051.38	239,868,981.22	180,010,877.08	265,652,257.15

1 ———

1 ———

1 ———



1

2015

"

"

88

33

53

2

147

1

2015

1	5,303,990,441.76	5.95%
2	3,141,970,716.14	2.48%
3	653,017,076.53	36.79%
	595,133,261	
16.09%		27,065,993.72
52.38%		
4	251,308,059.11	11.68%
5	421,316,930.38	
20.01%		
	-594,904,184.88	20.08%
13.01%		
19.55%		
	-138,206,388.64	120.71%
67.35%	39.00%	49.63%
	57.38%	





		356,654,390.95	62.02%	313,413,055.27	61.24%	13.80%
		49,974,518.10	8.69%	43,705,870.22	8.54%	14.34%
		23,268,079.64	4.05%	205.6	12205.6	<<MCI9464>>BI

7

8

	1,026,796,514.68
	19.36%

5

1		443,913,927.74	8.37%
2		333,203,802.84	6.28%
3		109,224,112.32	2.06%
4		70,964,464.52	1.34%
5		69,490,207.26	1.31%
	--	1,026,796,514.68	19.36%

	1,146,185,309.62
	45.51%

5

1		640,246,670.99	

3

	2015	2014		
	653,017,076.53	477,400,112.63	36.79%	
	595,133,261.00	512,668,942.23	16.09%	
	27,065,993.72	56,841,939.14	-52.38%	
	108,420,129.04	68,892,644.60	57.38%	

4

5

	2015	2014	
	5,939,781,819.26	5,457,129,085.16	8.84%
	5,518,464,888.88	5,106,067,568.27	8.08%
	421,316,930.38	351,061,516.89	20.01%
	45,808,957.80	40,535,450.16	13.01%
	640,713,142.68	535,955,092.59	19.55%
	-594,904,184.88	-495,419,642.43	-20.08%
	873,596,726.95	2,676,020,331.78	-67.35%
	1,011,803,115.59	2,008,754,068.79	-49.63%
	-138,206,388.64	667,266,262.99	-120.71%
	-307,552,912.42	522,964,861.12	-158.81%

421, 316, 930. 38

20. 01%

421,316,930.38



2

1.	67,380.00	-67,380.00					0.00
	67,380.00	-67,380.00					0.00
	0.00	27,600.00					27,600.00

1

140,000,000.00	200,173,098.20	-30.06%

2

--	--	--	--	--	--	--	--	--	--	--	--	--	--	--

5

1

2010		45,141.05	863.72	45,141.05	0	13,000	7.64%	0	0	0
2014		125,122.9	23,251.33	85,483.32	0	0				

“ 1,000 2 ”		19,746.76	14,746.76		14,892.37	100.99%	2013 12 31	1,591.2		
1,000			5,000		4,503.95	90.08%	2012 12 31	4,480.02		
1,000			8,000		8,013.84	100.17%	2013 09 30	2,322.28		
4,000 4		36,152	36,152	13,586.88	29,180.58	80.72%	2015 12 31	1,356.54		

	9	10,835.29	1	
	6,356.01			(2014)
	110ZC2097			
	2010			
	1 2011 1 25			

2010	"	1,000	2	"	1,000	4	"
1,000	"	2,000	4	"	2,000	9	1
		2014			4,000		4

3

		(1)	(2)	(3)=(2)/(1)				
“ 1,000 4 ”	“ 2,000 4 ”	17,394.29	863.72 18,018.16	103.59%	2012 31	12	2,535.55	
“ 1,000 2 ”	“ 2,000 2 ”	14,746.76	14,892.37	100.99%	2013 31	12	1,591.2	
1,000	“ 2,000 2 ”	5,000	4,503.95	90.08%	2012 31	12	4,480.02	

	”								
1,000	“ 2,000 4 ”	8,000		8,013.84	100.17%	2013 09 30	2,322.28		



1

2

10%

| |

				17,408.64	3,937.71
7,880.89	1,773.05	1,995.11	23,937.29	5,438.77	1,402.32

2

3

2014-2020

2020

60%

45%

2020

20%

2030

80%

“

”

3

“

”

20

1

2

3

4

5

1

2015

2

3

“ ”

4

5

6

7

8



2

3

MDI SBS

2015

4

5

1

2015 05 07			2015 " " " " 2015
2015 07 08			" "
2015 09 10			2015 2016


			2015	2015
--	--	--	------	------

	820,717,348
	82,071,734.80
	401,315,757.50
	100.00%
20	

	2015	729,715,166.83
64,346,954.66		10%
6,434,695.47	426,472,842.21	2014
	401,315,757.50	83,069,343.90
2015		







			9	2014 08 20	2014 8 20 2015 8 19	

2015 7 9

2016 1

8

W*BT

			10			
			1000			

2

4Ä

6

	100
	9

2014

A

19,100,699.77

69.8

12.80 /

2014 8 8

402.9688

2014 -2017

	2014	2015	2016	2017
402.9688	145.7611	207.7430	45.3839	4.0809

6 2014 8 21

302

391.7083

2013

391.7083

2014 9 5

2013

2013

26

2014 12 31	416,326,636		10	2.00
	10	10		2015 6 1
	416,326,636	832,653,272		
	1262	2524		
1192.2	2384.4			69.8
139.6				2014
	12.80 /	6.40 /		
8 2015 7 14				

	10	10	2015 6 1	
	416,326,636	832,653,272		
1192.2	2384.4			2014
		6.83 /	3.415 /	
10 2015 8 20				
		288		720.0167
	2013			
720.0167		2015 9 7		2013

1

1

2

3

2

1

	2015 03 18	23,000	2015 06 08	5,500				
	2015 03 18	5,000	2015 09 08	414.33				
	2015 03 18	6,000	2015 06 23	2,892.94				



2015 7 10

1000

2015 11 30

2015 11 " " "

"

2

2015 1 6

2015 3 17

9 0 0

6

3

2015 4 23

2015 8 20

9 0





2015

		2015 09 12	www.cninfo.com.cn
--	--	------------	-------------------

2015

2016 4 23

1

	198,073,505	47.58%	0	0	194,449,679	-124,820,698	69,628,981	267,702,486	32.23%

			9,976,091		830,693,439
		9,976,091		820,717,348	
1		2014		2015 6 1	2014
12 31		416,326,636		10	10
		416,326,636			
2					
17		31.7		5	
			18.2		
			288		
720.0167			62		
		177.7833			
3		9			112,539,106
4					
5					75%
1	2014		2014		2014 12 31
	416,326,636		10	2.00	
		10	10	416,326,636	
2	2015 7 14				
	17		31.7		2013

	2013	2014	2015
			5
18.2			
2015 8 20			
	288		720.0167
2013			
2013			
2014		62	
	177.7833		
1 2014		2015 6 1	416,326,636
2015 5 29			
2			
2015 8	2015 10		
	416,326,636	830,693,439	

2

					2014	
					10	10
						2015
	100,000,000	1,006,111	99,391,839	198,385,728	98,993,889	
					75%	
					397,950	
						2014
						2015
	22,071,663	2,025,000	20,046,663	40,093,326	10	10

1,815,900

2015 9



75%

3,750

						2015 12,525 2015 9 7 2014 10 10 85,000 773,580 2015 9 2015 10 26 187,500 2015 6 10 6 375,254
2014 2015 7	786,105	660,279	805,080	930,906	31,500	
						2015 8 10 273,000 2015 9 7 5,797,667 2015 8 10 1,772,333
	10,297,000	7,843,000	10,297,000	12,751,000	10 10	
2014	56,269,553	112,539,106	56,269,553	0	2014 10 10	2015 8 20
	198,073,505	125,253,898	194,882,879	267,702,486	--	--

1

2

	2015 5 21	2014	2014	2014
2014	416,326,636		10	10
832,653,272				
1,959,833		182,000		1,777,833
		416,326,636		830,693,439

3

1

	70,114		62,249		0		0
				8		8	
		5%		10			






3

	1965 1989 1993 1995	1992 1995 2003 7 2012 2005
10	22.52%	603588 2.59%

4 **10%**

5



					02	25	02	24					
					2013	2016							
					39	02	25	02	24	1,000			

1

9

1965

1989

1992

1993

1995

1995

1998

2003 7

2005

,2012

1966

1998

2002

2009

2003

2009

2009

1971

1993

2008

2008

2009

2009 10

1957

1983

1988

1989

1994

1995

2007

2007

2012

2012

1963

1981

1986

1986

1992

1992

2011

,

1955

1990

2002

2002

2010

2

3

1963

2000

2004

1993 2000

2004 2005 2005 4

1940

1959 1980

SBS/APP PVC

2003

1977

3

" "

" "

1977

1960

1973

1980

			2016 03 31	2019 03 30	
			2006 05 26		

			2002 08 01		

2015

17.1	
58.01	
75.6	

3

4

1

4

9

3

5

@ f©0 >h^ J È * È)RA•@ J,´

4

5

1

2015		0.05%	2015 04 02	2015 04 03	www.cninfo.com.

					cn)
2014		0.12%	2015 05 21	2015 05 22	www.cninfo.com. cn)
2015		0.04%	2015 09 10		



2015	12			
	2015 4	1	PTA	2 PTA
2015	16		3	2015
2015	2015 5	1		2
	21			
2015	2015 6	3		
2015	2015 8	1		
	10	2		
2015	2015 9	6		
2015	2015 10	1		
	12	2		
	2015 10			
2015	30			

2013

30

20

8

"

"

"

"

1**2**

	2016 04 23
	(http://www.cninfo.com.cn)
	100.00%
	100.00%

	2016 04 22

	41,385,162.18	29,854,682.94
	3,943,912,139.46	3,571,220,343.22
	33,000,000.00	33,000,000.00
	1,313,654,307.69	902,689,727.65
	164,938,013.96	179,365,924.31
	418,554,895.48	261,322,803.05
	22,907,822.64	13,469,206.10
	5,485,089.94	3,759,480.82
	68,899,991.10	43,246,812.97
	112,707,419.56	133,144,567.94

	1,364,793,419.79	1,811,466,627.47
	53,445,290.00	87,977,260.00
	86,174,849.45	79,740,153.98
	1,838,194,156.27	1,197,983,028.81
	4,066,410,574.51	3,417,539,186.26
	2,017,357.37	25,660,221.97
	4,068,427,931.88	3,443,199,408.23
	6,084,059,679.83	5,141,218,866.06

2

	397,071,162.91	611,766,177.87
		67,380.00
	237,260,033.99	213,212,143.96
	874,325,395.15	707,253,763.40
	531,861,191.18	76,700,455.92
	1,302 >>BDC 66.	


	1,637,390,695.65	1,301,260,905.08

	2,588,028,550.08	1,231,153,205.97

	5,303,990,441.76	5,005,923,672.60
	4,576,525,477.54	4,386,084,869.94
	3,141,970,716.14	3,221,923,407.42
	90,795,489.36	72,690,210.40
	653,017,076.53	477,400,112.63
	595,133,261.00	512,668,942.23

|

	3,361,706,079.38	3,600,414,761.83
	2,599,931,808.41	2,795,946,546.32
	12,963,013.82	15,202,310.96
	381,224,910.62	282,657,579.96
	270,742,815.21	227,140,642.02
	15,751,869.25	42,939,329.82
	5,572,483.53	5,735,259.97
“ ”	-27,600.00	67,380.00
“ ”	-2,363,506.00	-552,137.24
“ ”	73,128,072.54	230,308,335.54
	5,469,700.21	10,187,618.67
	518,544.83	7,896.10
	3,481,276.14	464,663.07
	3,116,397.02	377,513.07
“ ”	75,116,496.61	240,031,291.14
	10,769,541.95	15,808,916.45
“ ”	64,346,954.66	224,222,374.69
1.		
2.		



	557,684,286.83	380,607,875.95

	873,596,726.95	2,676,020,331.78
	787,825,404.28	1,848,340,000.00
	119,704,796.31	126,613,658.67
	104,272,915.00	33,800,410.12
	1,011,803,115.59	2,008,754,068.79
	-138,206,388.64	667,266,262.99
	4,240,730.72	56,723.67
	-307,552,912.42	522,964,861.12
	802,739,163.53	279,774,302.41
	495,186,251.11	802,739,163.53

6

	3,838,459,510.67	3,828,078,682.84
	202,125,010.26	599,450,502.68
	4,040,584,520.93	4,427,529,185.52
	2,368,113,206.74	2,965,320,122.52
	271,040,730.82	181,788,546.11
	196,118,030.83	183,347,032.84
	1,032,066,356.74	332,691,442.32
	3,867,338,325.13	3,663,147,143.79
	173,246,195.80	764,382,041.73
	2,421,153.33	454,681.98

--	--	--

	416,326,636.00				1,811,466,627.47	69,010,890.00			79,740,153.98		1,197,983,028.81	25,660,221.97	3,462,165,778.23

	359,836,000.00				543,102,807.16	111,438,280.00			57,317,916.51		715,821,902.20	19,350,445.97	1,583,990,791.84
	56,490,636.00												

									6,434,695	-89,504,	-83,069,3
									.47	039.37	43.90
1									6,434,695	-6,434,6	
									.47	95.47	

36.00				,003.21	20.00			7.47	,937.22	,833.90
									224,222,374.69	224,222,374.69
56,490,636.00				1,267,376,003.21	-23,461,020.00					1,347,327,659.21
56,490,636.00				1,200,415,400.96	-5,641,743.11					1,262,547,780.07

1998 3 30 (300)

2013			A	69.80	1.00
	36,053.40				
2013					[2014]590
2014	8 8	5,626.9553			41,680.3553
2013				47.6917	1.00
				41,632.6636	
2014	10 10		2014 12 31		41,632.6636
	83,265.3272			41,632.6636	
2015	10 29				
91110000102551540H					
2013				18.20	1.00
	2015 8 5				
2016	4 22				
2013				177.7833	1.00
	2015 10 26				
2016	4 22				
		”	”		
		“	”		
					2016 4 22

“ ”

1

“

”

15 —

2014

2

11

14

17

24

1

2015 12 31

2015

2

1 1 12 31

3

12

4

5

1

2

3

4

7

8

“

9

1

2

11

3

4


-

7

8

10

1



1,000

1,000

1	1	5.00%	5.00%
1	2	10.00%	10.00%
2	3	30.00%	30.00%
3	4	50.00%	50.00%
4	5	80.00%	80.00%
5		100.00%	100.00%

		0.00%	0.00%

3

11

1

2

3

5

12

1

2

22 —

22 —

3

13

1

15

1

2

3

3

16

1

40-50
3-15
15
15

19

2

18

19

1

3

4

“

”

20

1

2

3

21

1

C A D B

C A B D

2

23

2

24 /

1

2

1

2

25

1

1

2

2

1

2

26

1

2

3

4

âÑÔ-p*DÛF&@P.@C64È3;Np5*EmBË@0635ÈNLF&A7Û<ËAXFÂBË@Ñ6Û

,
CtUì9,ÿØ - ! ´ Bĭ 0 €DGôBdÔÂ O bu Á w RpfÀøqÔđ Y D™- ÷€")O™ Y D™- ;@ œ
, q' ; C W q' 01V

6

1

2

27

1

7		
7		

	-	-
	-	-
	-18,325,129.70	--
	-	--

2

1

		17%
		3% 5%
		1% 5% 7%
		25%



	67,380.00
	67,380.00
	67,380.00

4

1

2

56,907,499.33

0.00

3

	1,713,318.77

6

1

	136,798,057.41	98.61%	16,146,109.90	11.80%	120,651,947.51	81,185,766.00	97.69%			

2

7,376,209.58

1,000.00

3

--	--	--

76,415,412.61

	255,532,784.94	1,200,986.57	254,331,798.37	267,988,375.16	101,411.93	267,886,963.23
	154,174,549.50	1,217,114.79	152,957,434.71	172,330,135.97		172,330,135.97
	202,651,457.82	1,482,870.35	201,168,587.47	168,744,917.76	522,205.21	168,222,712.55
	27,341,969.30		27,341,969.30	17,629,667.03		17,629,667.03
	7,108.44		7,108.44	117,818.90		117,818.90
	477,186.41		477,186.41			

	1,482,870.35
	5,176,011,835.41
	201,168,587.47

8

	41,059,651.54	29,561,825.69
	325,510.64	292,857.25
	41,385,162.18	29,854,682.94



1		490,790.36			490,790.36
4.	996,411.98	198,651.11			1,195,063.09
1.	692,786,303.46	557,679,498.61	12,386,782.82	50,801,722.80	1,313,654,307.69
2.	487,869,175.50	365,116,990.35	11,797,740.56	37,905,821.24	902,689,727.65

2

	114,330,060.36	
	163,164,913.01	
	74,907,405.54	
	41,113,127.39	

	5,133,805.74		5,133,805.74		
	3,875,630.38		3,875,630.38		
	3,071,746.80		3,071,746.80	2,293,637.56	2,293,637.56
	2,925,350.30		2,925,350.30		
	2,842,301.17		2,842,301.17		0.00
	1,144,042.98		1,144,042.98	2,403,036.69	2,403,036.69
	311,111.11		311,111.11		
	66,740.20		66,740.20	66,740.20	66,740.20
				64,558,876.77	64,558,876.77
				16,513,948.54	16,513,948.54
	164,938,013.96		164,938,013.96	179,365,924.31	179,365,924.31

2

	184,300,000.00	2,237,928.29	74,189,058.64			76,426,986.93	41.46%	60.00			

293,520,000.00 63,096,700.47 130,276,663.49 150,154,377.58 43,218,986.38 65.88% 80.20

80.79 20.48 68.26 33.01

1	162,285,036.00	5,350.00			
---	----------------	----------	--	--	--

2.	256,618,197.42			4,704,605.63	261,322,803.05
----	----------------	--	--	--------------	----------------

0.00%

2

		6,569,450.00
		41,503,051.11

1. 2015 12 31

2. 2015 12 31

47

1,760,006.46

13
1

--	--	--

5

4.00%

20.50%

14

	3,441,161.00	4,220,669.84	2,519,250.68	5,142,580.16
	318,319.82	144,050.00	119,860.04	342,509.78
	3,759,480.82	4,364,719.84	2,639,110.72	5,485,089.94

15

/

1

	232,629,404.46	36,387,707.62	163,052,166.45	25,498,849.97
	11,253,635.20	2,131,743.14	13,438,513.83	3,359,628.46
	177,718,468.85	28,542,965.33	69,727,338.08	11,594,845.72
	12,250,500.04	1,837,575.01	10,744,000.00	1,611,600.00
			7,879,258.80	1,181,888.82
	433,852,008.55	68,899,991.10	264,841,277.16	43,246,812.97

2

			4,680,723.23	702,108.48
			4,680,723.23	702,108.48

3

		68,899,991.10		43,246,812.97
				702,108.48

4

		10,340,498.07	12,635,733.88
		33,460,609.08	46,306,767.44
		43,801,107.15	58,942,501.32

5

2015		81,426.65	
2016	448.05	169,408.92	
2017	2,226,122.99	7,275,914.72	
2018	2,460,299.45	17,903,198.48	
2019	4,651,089.80	20,876,818.67	
2020	24,122,648.79		
	33,460,609.08	46,306,767.44	--

16

	111,704,263.31	111,229,567.94
		20,520,000.00
	1,003,156.25	1,395,000.00
	112,707,419.56	133,144,567.94

17

1

	241,835,000.00	230,000,000.00
	239,173,519.16	309,060,000.00
	141,807,645.07	21,135,426.93

20

1

	261,896,180.30	182,961,292.73
	52,613,625.75	35,054,978.10
	39,868,312.62	42,045,934.36

22

1

	22,480,733.69	534,634,317.49	528,599,844.77	28,515,206.41
-	527,554.77	32,887,496.20	32,980,090.07	434,960.90
	23,008,288.46	567,521,813.69	561,579,934.84	28,950,167.31

2

1	21,003,414.37	450,051,586.29	446,593,425.77	24,461,574.89
2		30,684,460.23	30,684,460.23	
3	217,619.88	17,861,068.63	18,058,961.76	19,726.75
	224,360.32	15,123,680.76	15,348,041.08	
	-10,698.46	1,533,373.94	1,518,860.30	3,815.18
	3,958.02	1,204,013.93	1,192,060.38	15,911.57
4	485,888.48	21,681,544.88	19,988,606.06	2,178,827.30
5	773,810.96	12,554,473.76	11,723,835.42	1,604,449.30
		1,801,183.70	1,550,555.53	250,628.17
	22,480,733.69	534,634,317.49	528,599,844.77	28,515,206.41

3

1				

23

	49,147,561.64	79,412,111.25
	22,633,615.64	15,284,750.65
	53,032,207.18	55,427,244.63
	3,390,376.19	3,862,883.84
	4,026,825.63	4,947,426.32
	3,741,090.00	4,578,551.63
	973,486.91	194,326.15
	286,999.21	154,911.22
	202,059.60	138,008.93
	137,434,222.00	164,000,214.62

24

4

“ ”

28



2015

10%

33

	1,197,983,028.81	715,821,902.20
	1,197,983,028.81	715,821,902.20
	729,715,166.83	576,550,564.08
	6,434,695.47	22,422,237.47
	83,069,343.90	71,967,200.00
	1,838,194,156.27	1,197,983,028.81

- 1) 0.00
- 2) 0.00
- 3) 0.00
- 4) 0.00
- 5) 0.00

34

	3,830,802.93	3,525,456.21
	4,689,112.15	3,107,702.31
	37,086,594.26	31,121,506.85

	-2,363,506.00	-552,137.24
	3,000,000.00	4,500,000.00
	636,494.00	3,947,862.76

42

	997,462.89	85,254.46	
	997,462.89	85,254.46	997,462.89
	114,248,377.70	27,399,092.00	114,248,377.70
	141,743.56	239,089.09	

						478,250.00		
						389,000.00		
						370,000.00		
						300,000.00	2,271,000.00	
						300,000.00		
						300,000.00	300,000.00	

						180,000.00		
						167,500.00	16,500.00	
						155,000.00	503,500.00	
						134,900.00		
						130,000.00	100,000.00	
						120,000.00		
						100,000.00		

2012

100,000.00

						16,700.00	82,900.00	
						76,000.00		

						37,500.00		
						30,000.00		

2014							420,000.00	
2013							200,000.00	
2014							200,000.00	
							150,000.00	
2014							150,000.00	
2014							150,000.00	
							100,000.00	

2014

100,000.00

							21,600.00	
							20,000.00	



	345,214.00	152,150.00	345,214.00
	257,636.00	328,990.22	257,636.00
	135,993.29	0.00	135,993.29
	7,406,211.75	959,000.62	7,406,211.75

44

1

	109,366,111.71	81,084,634.42
	-945,982.67	-12,191,989.82
	108,420,129.04	68,892,644.60

2

	837,234,762.93
/	125,585,214.44
	9,988,986.93
	-1,485,694.25
	-20,906,226.00
	6,926,536.04
	-2,456,372.52
	5,726,325.13
“_”	-14,958,640.73
	108,420,129.04

	99,966,050.00	24,713,092.00
	40,575,747.53	24,768,589.11
	1,033,622.82	579,055.77
	134.18	161.01
	138,865.26	
	233,221,721.19	156,240,494.95

2

--	--	--

	6,022,494.80	665,330.04
--	--------------	------------

5

	19,150,585.37	21,786,951.71
	4,000,000.00	
	23,150,585.37	21,786,951.71

6

	91,500,000.00	
	7,063,535.66	
	3,884,314.00	28,006,313.08
	1,825,065.34	1,873,147.84
		3,920,949.20
	104,272,915.00	33,800,410.12

46
1

1		

“ ”	-636,494.00	-3,947,862.76
“ ”	-945,982.67	-12,191,989.82
“ ”	-11,175,359.38	-136,395,937.25
“ ”	-733,210,828.55	-488,079,531.22
“ ”	206,871,661.84	176,878,383.96
	31,530,480.42	49,455,911.65
	421,316,930.38	351,061,516.89
2	--	--
3	--	--
	495,186,251.11	802,739,163.53
	802,739,163.53	279,774,302.41
	-307,552,912.42	522,964,861.12

2

	7,480,000.00
	--
	5,000,000.00
	2,480,000.00
	609,258.75
	--
	478,498.10
	130,760.65
	--
	6,870,741.25

372,431,476.93

3

--	--	--

	495,186,251.11	802,739,163.53
	2,633,538.93	373,602.76
	449,543,150.42	798,040,890.81
	43,009,561.76	4,324,669.96
	495,186,251.11	

1

1



1

				100.00%		
--	--	--	--	---------	--	--

100.00%

	0.31%	539,667.89		1,867,508.92
--	-------	------------	--	--------------

3

	1,013,81	173,300,	1,187,11	583,614,	1,080,00	584,694,	746,617,	161,804,	908,421,	481,703,	600,000.	482,303,
	5,912.82	808.66	6,721.48	490.51	0.00	490.51	371.49	332.21	703.70	073.96	00	073.96

	1,154,295,28	174,086,417.	174,086,417.	-21,095,712.0	945,244,722.	99,873,598.8	99,873,598.8	79,256,701.8
	8.90	52	52	0	55	8	8	6

1

	-	1,322.61	337.94	3.65
	7.26	5.63	91.44	292.01
	-	-	1,257.60	0.01
	7.26	1,328.24	1,686.98	295.67

	4%	11.49	3%	-33.63
	-4%	-11.49	-3%	33.63
	8%	5.72	7%	17.04
	-8%	-5.72	-7%	-17.04
	6%	64.14	7%	0.01
	-6%	-64.14	-7%	-0.01

	96,921.85	-	-	96,921.85
	6.74	-	-	6.74
	25,664.36	-	-	25,664.36
	166,439.01	1,918.39	1,590.33	169,947.73
	6,572.67	925.44	812.80	8,310.91
	2,985.47	-	-	2,985.47
	298,590.10	2,843.83	2,403.13	303,837.06
	56,019.54	-	-	56,019.54
	12,914.08	-	-	12,914.08
	27,176.61	-	-	27,176.61
	2,300.83	-	-	2,300.83
	787.93	-	-	787.93
	238.44	-	-	238.44
	22,835.16	3,009.32	2,779.09	28,623.57
	122,272.59	3,009.32	2,779.09	128,061.00

2

2015 12 31

33.13% 2014 12 31 32.66%

1







	60,000,000.00	2015 07 28	2016 07 25	
	20,000,000.00	2015 11 14	2016 11 01	





1

1500

6000

3000

3000

4000

2000

6000

6000

2015 12 31

2

1

	82,071,734.80
--	---------------



3

	2,688,648,856.48	2,724,083,482.36
	1,362,165,385.91	1,285,690,874.07
	838,654,895.21	757,490,897.05
	387,177,527.87	203,518,042.12
	27,343,776.29	35,140,377.00
	5,303,990,441.76	5,005,923,672.60

5,289,313,282.	1,429,877.04	13,247,282.0	- 5,303,990,441.76
66		6	

3	2014 10 27		1,050,000		2014 10 27
		365			
1	2014	416,326,636	832,653,272		2015 6
	1,050,000	2,100,000		365	
4	2015 3 23		5,500,000		3,470,000
	2,030,000				365
		2015 3 23			
				2014	
	2014	2015 6 1		416,326,636	
	832,653,272		5,500,000	11,000,000	
	3,470,000	6,940,000	2,030,000	4,060,000	
5	2015 4 16		4,250,000		
		365			2015 4 16
1	2014	416,326,636	832,653,272		2015 6
	4,250,000	8,500,000			
6	2015 4 29		4,250,000		
		365			2015 4 29
1	2014	416,326,636	832,653,272		2015 6
	4,250,000	8,500,000			
7	2015 8 11		284,000		
		365			2015 8 11
8	2015 8 19		1,700,000		
		365			2015 8 19

9

2015 8 25
365

1,000,000

2015

17	2015 12 30		10,720,000	
		365		2015
12 30				

1**1**

--	--	--

	622,167,658.37	46,813,966.29	
--	----------------	---------------	--

2

3,810,600.25

0.00

3

	295,135.50

4

43.35%

399,927,666.13

10,976,850.62

2

1



		428,286,221.55	1	30.99%	
		266,704,733.12	1	19.30%	
		230,046,869.43	1	16.65%	

	33,315,300.00	509,779.86		33,825,079.86		
	100,000.00			100,000.00		

		5,000,000.00		5,000,000.00		
		100,291,274.17		100,291,274.17		
	1,301,260,905.08	336,129,790.57		1,637,390,695.65		

2

1

5,000

2

5,000

3

5,000

100%

2015 12 31

4

9,150

5.72%

5

5,000

2015 12 31

6

10,000

7

5,000

100%

8

2,000

2015 12

31

9

4

--	--	--	--	--	--

5

	-2,363,506.00	-552,137.24
	-2,363,506.00	-552,137.24

1

	-5,669,905.57	
	114,248,377.70	
	-2,391,106.00	
	582,432.58	
	4,207,155.21	
	938.88	
	102,561,704.62	--

1 —

1 —

2

--	--

--	--	--	--

3

1

2

